


DESIGN TOKYO S18



Create a harmonic rhythm with Design Tokyo™ S18 for ventilated steel facade systems.


Applications: facade and ceiling surfaces.

Ruukki® emotion

Available also with perforation and backlighting.

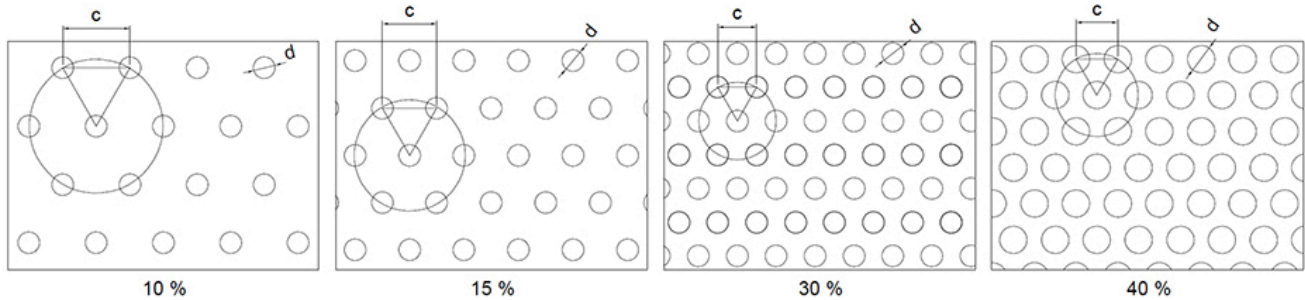
The information on our website is accurate to the best of our knowledge and understanding. Although every effort has been made to ensure accuracy, the company cannot accept any responsibility for any direct or indirect damages resulting from possible errors or incorrect application of the information of this publication. We reserve the right to make changes.

PROPERTIES



Model name	Design Tokyo S18
Effective width	1100 mm
Total width	~1127 mm
Depth	18 mm
Pitch	92 mm
Maximum length	9000 mm
Minimum length	600 mm

PERFORATION LAYOUT



- 10 % perforation, hole size $d = 4$ mm, centres $c = 12$ mm
- 15 % perforation, hole size $d = 4$ mm, centres $c = 10$ mm
- 30 % perforation, hole size $d = 4$ mm, centres $c = 7$ mm
- 40 % perforation, hole size $d = 5$ mm, centres $c = 7.5$ mm

MATERIALS

Material	Material thickness (mm)	Weight (kg/m ²)	Surface treatment	Reaction to fire
----------	-------------------------	-----------------------------	-------------------	------------------

Steel	0.6	5.35	GreenCoat Hiarc	A1
Steel	0.6	5.35	Powder coating	A2 - s1,d0
Aluminium	0.7	2.19	Powder coating *	-
Aluminium	0.7	2.19	PVDF *	-

*) Non-stock item

COLOURS & COATINGS

COATINGS


Colour chart	Coating	Colour
Standard	GreenCoat HIARC	RR20, RR21, RR23, RR24, RR29, RR32, RR33, RR34, RR35, RR40, RR41, RR42, RR43
	GreenCoat HIARC Matt	RR40, RR41, RR45
Colourful	GreenCoat HIARC & Powder paint	RR11, RR22, RR24, RR26, RR29, RR30, RR31, RR32, RR33, RR34, RR35, RR36, RR37, RR44, RR45, RR750
	Powder paint	RAL 2000, RAL 2001, RAL 3003, RAL 6019, RAL 6027, RAL 9010
Unique	GreenCoat HIARC & Powder paint	RAL and NCS colours available by request

Also other coating types (e.g. anti-graffiti) are available upon request (non-stock material).


Minimum order sizes:

- Standard chart: No limitations
- Colourful & unique chart: HIARC 2000m²; Powder paint 100m²


COLOURS




RR23 DARK GREY



RR20 WHITE



RR21 LIGHT GREY



RR22 GREY



RR887 CHOCOLATE BROWN



RR40 SILVER MATT




RR41 DARK SILVER MATT




RR45 METALLIC GRAPHITE




RR 11 SPRUCE GREEN




RR24 LIGHT YELLOW




RR26 YELLOW



RR29 RED




RR30 LIGHT BROWN




RR31 BROWN




RR33 BLACK




RR34 LIGHT BLUE



RR35 BLUE



RR36 LIGHT GREEN



RR37 GREEN



RR42 GOLD



RR43 COPPER



RR44 METALLIC BLUE



RR750 TILE RED

ACCESSORIES

Facade cladding system, completed with flashings, fasteners and support studs provides a fully finished facade, as well as quick and easy installation.



07 JUN, 2017

EN_Cladding_Accessories_01_2020

PDF, 3.38 MB



15 SEP, 2016

Profiled sheets and purlins accessories

PDF, 4.80 MB

DESIGN TOOLS

To make both architectural and structural design work easier, with accurate product information in 3D form, we offer a selection of CAD / BIM -objects and software tools, to be downloaded from the Software Toolbox portal.

READY MODELLED BIM OBJECTS

Download objects for ArchiCAD

Download objects for Revit

DETAIL DRAWINGS (.DWG)



06 MAY, 2016

Ruukki_design_profiles_detail_drawings_DWG

ZIP, 1.64 MB

DETAIL DRAWINGS (.PDF)



06 MAY, 2016

Ruukki_design_profiles_detail_drawings_PDF

ZIP, 1.32 MB

INSTRUCTIONS

ORDER FORMS



06 MAY, 2016

Ruukki-Design-Profiles-Order-form

ZIP, 900.38 KB



06 MAY, 2016

Design Cor-Ten S7 Order form

ZIP, 325.11 KB

ASSEMBLY INSTRUCTIONS

Assembly instructions document includes information about:

- Packing
- Transportation and unloading
- Storing
- Assembling.



06 MAY, 2016

Ruukki_design_profiles_fastening_instructions_PDF

ZIP, 247.26 KB

TOLERANCES



15 JUN, 2016

Design profile product tolerances 24.11.2015
PDF, 48.43 KB

MAINTENANCE INSTRUCTIONS

Maintenance instructions document contains information about:

- Washing
- Painting



06 MAY, 2016

Ruukki colour coated steel - Maintenance instructions
PDF, 600.37 KB



06 MAY, 2016

Ruukki powder coated facade claddings - Maintenance instructions
PDF, 602.18 KB

CERTIFICATES & APPROVALS

DECLARATION OF PERFORMANCE



06 MAY, 2016

Declaration of Performance 25/PP/PAR - Cladding products
PDF, 56.68 KB

REFERENCES



AUTOVERKKOKAUPPA

Ruukki delivered Design Tokyo profiles for the renovated facade of a car showroom.

[View case](#)



STOCKMANN LOGISTICS CENTER IN TUUSULA

The building was designed to comply with sustainable development and takes a strong stand on environmental aspects. Ruukki delivered the sandwich panels and Design Tokyo S18 profiles for the facades.

[View case](#)



EVENTES BUSINESS GARDEN ESPOO

Eventes Business Garden located near the Iso Omena Shopping Centre in Espoo is an impressive office building that combines various steel facades in an interesting way.

[View case](#)



WOOD-MIZER INDUSTRIES

Ruukki participated in this project from the designing stage up to the construction stage – cooperation with a General Contractor and installation company. Ruukki delivered wall sandwich panels with a...

[View case](#)